



Department of  
**Education**

[www.deni.gov.uk](http://www.deni.gov.uk)

AN RDINN

**Oideachais**

MÁNNYSTRIE D

**Lear**



INVESTOR IN PEOPLE

# **YOUTH COUNCIL FOR NORTHERN IRELAND**

**ANNUAL REPORT AND ACCOUNTS AS AT  
31 MARCH 2008**



# **YOUTH COUNCIL FOR NORTHERN IRELAND**

## **ANNUAL REPORT AND ACCOUNTS FOR THE YEAR ENDED 31 MARCH 2008**

*Laid before the Northern Ireland Assembly  
under Article 6(2)(c) of the Youth Service (Northern Ireland) Order 1989 by the  
Department of Education, Northern Ireland*

**12 December 2008**

**© Crown Copyright 2008**

The text in this document (excluding the Royal Arms and other departmental or agency logos) may be reproduced free of charge in any format or medium providing it is reproduced accurately and not used in a misleading context. The material must be acknowledged as Crown copyright and the title of the document specified.

Where we have identified any third party copyright material you will need to obtain permission from the copyright holders concerned.

For any other use of this material please write to  
Office of Public Sector Information, Information Policy Team, Kew, Richmond, Surrey, TW9  
4DU or e-mail: [licensing@opsi.gov.uk](mailto:licensing@opsi.gov.uk)

# YOUTH COUNCIL FOR NORTHERN IRELAND

## CONTENTS PAGE

|   | <b>Page</b> |
|---|-------------|
| <b>SECTION 1</b>  |             |
| Mission/Equality Statements Plus Core Values                              | 1           |
| Mission Statement .....   | 2           |
| Equality Statement .....  | 2           |
| Core Values .....   | 2           |
| <b>SECTION 2</b>  |             |
| Chief Executive's Review of Activities for Year Ending 31 March 2008      | 3           |
| Chief Executive's Review of Activities .....                              | 4-7         |
| <b>SECTION 3</b>  |             |
| Management Commentary for the Year Ending 31 March 2008                   | 8-13        |
| Remuneration Report .....   | 14-16       |
| Statement of Youth Council's and Chief Executive's Responsibilities ..... | 17          |
| Statement on Internal Control .....                                       | 17-18       |
| Comptroller and Auditor General Certificate .....                         | 19-20       |
| <b>SECTION 4</b>  |             |
| Financial Statements for Year Ending 31 March 2008                        | 21          |
| Operating Cost Statement.....   | 22          |
| Balance Sheet .....   | 23          |
| Cashflow Statement .....  | 24          |
| Notes to the Financial Statements .....                                   | 25-39       |



**YOUTH COUNCIL FOR NORTHERN IRELAND**

**SECTION 1**

---

**MISSION/EQUALITY STATEMENTS  
PLUS  
CORE VALUES**

# YOUTH COUNCIL FOR NORTHERN IRELAND

## MISSION STATEMENT

To champion the well-being, rights and participation of young people:

- by supporting the development of effective youth policies and quality youth work practice; and
- by facilitating meaningful collaboration between youth organisations and all sections with responsibility for young people.

## EQUALITY STATEMENT

The Youth Council has developed and implemented an Equality Scheme, promoting equality of opportunity, and good community relations when it is carrying out its statutory functions. The Youth Council is fully committed to the fulfilment of its statutory duties under Section 75 of the Northern Ireland Act 1998.

The Youth Council for Northern Ireland in carrying out its functions has a statutory responsibility, to have due regard to the need to promote equality of opportunity:

- between persons of different religious belief, political opinion, racial group, age, marital status or sexual orientation;
- between men and women generally;
- between persons with disability and persons without; and
- between persons with dependants and persons without.

In addition, without prejudice to the above obligation the Youth Council for Northern Ireland should also in carrying out its functions, have regard to the desirability of promoting good relations between persons of different religious belief, political opinion or racial group.

## CORE VALUES

The work of the Youth Council is underpinned by the following values, which the Council will actively apply to all areas of its work:

- **Young People Focused** – The Council believes all young people are citizens in their own right and are of equal value.
- **Equity, Diversity and Interdependence** – The Council is fully committed to the principles of Equity, Diversity and Interdependence and will apply them in all aspects of its work.
- **Excellence** – The Council believes in the importance of quality in meeting the needs of the Council's stakeholders and young people generally.
- **Partnership** – The Council believes that the needs of young people can only be fully met by effective inter-agency and inter-sectoral working.

**YOUTH COUNCIL FOR NORTHERN IRELAND**

**SECTION 2**

---

**CHIEF EXECUTIVE'S REVIEW OF ACTIVITIES  
FOR YEAR ENDING 31 MARCH 2008**

# YOUTH COUNCIL FOR NORTHERN IRELAND

## **CORE AIM 1**

### **Promoting Participation of Young People**

*Ensure the promotion of the participation of young people in the development of policies and practice that affect their lives.*

#### **Overview**

Through the work of the Participation Network and the “Big Deal” project, the theme of participation has been promoted at both strategic and operation levels.

#### **Highlights**

- Through membership of the Participation Network Steering Group, advised on the development of a training programme and education Framework.
- Through membership of the “Big Deal” Steering Group, advised on the strategy for achieving targets agreed with the Big Lottery.
- Continued to support the NI Youth Forum during a period of transition.

## **CORE AIM 2**

### **Shaping Youth Work Policies and Strategies**

*Ensure effective collaboration in developing, implementing and reviewing youth work strategy and policies.*

#### **Overview**

Two major issues have been addressed under this Core Aim during the past year. The first was the development of a new management information system for the sector and secondly the establishment of a process to identify the most appropriate composition of a NI Network for Youth.

#### **Highlights**

- A cross-sectoral working group, convened by the Youth Council, on behalf of DE, tasked to develop models for a NI Network for Youth.
- Secretariat and support services provided by Council staff to assist the effective functioning of the Youth Service Liaison Forum and delivery of the Youth Work Strategy.
- Guidance and support provided to an external consultant tasked to develop a more fit-for-purpose management information system for the whole youth service.
- Advice provided to DE on its commissioned research into “Youth Work in Schools”.
- Statistical analyses provided to DE and ELBs to assist with service planning.

# YOUTH COUNCIL FOR NORTHERN IRELAND

## CORE AIM 3

### Promoting Youth Work and the Rights of Young People

*Promote youth work, the youth service (statutory, voluntary and community) and the aspirations, rights and needs of young people with relevant external bodies.*

#### Overview

The second Youth Work Awards presentation event helped to showcase good youth work practice from a range of settings across Northern Ireland. An increasing emphasis was also placed on active engagements with local politicians.

#### Highlights

- Written submissions made by the Youth Council to:
  - Equality Commission on draft guidance for public authorities on consulting with children and young people;
  - OFMDFM Programme for Government: Draft Budget 2008; and
  - PSNI Taser Impact Assessment.
- Informal presentation on youth service by Youth Council Chair and Chief Executive given to Assembly Education Committee.
- Joint youth service presentation to Assembly Education Committee on youth service funding and location of youth service within ESA.
- NI Youth Work Awards presentation to youth workers and young people in Island Conference Centre, Lisburn.

## CORE AIM 4

### Peace-Building, Inclusion and Active Citizenship

*Promote and develop the contribution of youth work to active citizenship, peace-building, understanding of diversity and inclusion.*

#### Overview

Finalising resources for the Programme Development and Advanced level three training programmes has been an important aspect of work over the past twelve months as well as promoting the Council of Europe's All Different, All Equal campaign across the youth service in Northern Ireland.

#### Highlights

- A revamped JEDI website launched to highlight 'good relations' work across the youth work sector.
- CR/EDI training programmes mainstreamed in the Youth Work Training Board's suite of training for youth workers.
- JEDI co-facilitated an Introductory and Masters level EDI course in partnership with INCORE at the University of Ulster.

## YOUTH COUNCIL FOR NORTHERN IRELAND

- The JEDI challenge to practitioners to review and evaluate their work with young people has given rise to the development of Critical Reflective Practice training which has been successfully delivered to Southern Education & Library Board (SELB) and Western Education & Library Board (WELB) youth workers.
- A good relations celebration involving youth people from organisations in receipt of CRYSSS funding staged in the St Patrick's Training Centre in Armagh.
- YCNI presented the work of the JEDI initiative as our contribution to the All Different, All Equal campaign – a European-wide campaign to promote the principles of participation, human rights and diversity.

### **CORE AIM 5**

#### **Developing Youth Work Practice**

*Promote and develop youth work by building on local, national and international best practice.*

#### **Overview**

The Council has continued to make a significant contribution to raising the standards of youth work delivery through its activities in the fields of training and international programmes.

#### **Highlights**

- The North/South Education and Training Standards Committee for Youth Work (NSETS) professionally endorsed a new BSc(Hons) Community Youth Work course at the University of Ulster. NSETS also professionally endorsed a Diploma in Youth and Community Work and a Higher Diploma in Youth and Community Work at the National University of Ireland, Maynooth.
- Co-hosted, through NSETS, the Joint (UK and Ireland) Education and Training Standards Forum in Maynooth.
- The Youth Work Training Board (YWTB) made a substantive contribution to the drafting of the new National Occupational Standards. Input acknowledged by the parent body the Lifelong Learning UK Sector Skills Council.
- The YWTB suite of accredited youth work training programmes submitted to the Testing and Trialling processes as part of the establishment of the new Qualifications and Credit Framework. Our Training for Youth Work suite now nationally recognised in the National Qualifications database.
- New Level 3 programmes in Groupwork, Outreach and Detached Youth Work accredited by OCNNI and currently being delivered.
- The YWTB developed and launched a new programme to replace the Trainee Leader Certificate. The new programme, entitled Leadership in Youth Work (for Young People) accredited by OCNNI at Level 1.
- Second phase of Peace 2 Funding for the NcompasS project extended in co-operation with partner agencies: Leargas and British Council.
- EU pilot training pack on child protection devised for youth workers produced with Council assistance, via the EU Youth in Action working group on Child Protection, health and safety.
- Achieved targets agreed for supporting and co-ordinating International and North/South/East/West Youth Work Programmes in Northern Ireland.

## **YOUTH COUNCIL FOR NORTHERN IRELAND**

- Hosted 2 Israeli incoming delegations comprising membership of the Israeli Federation of Community Centres, the Ministry of Education and local municipalities in Israel, leading to specific projects.
- Hosted an international Faith and Dialogue training seminar in co-operation with SALTO, in Northern Ireland.
- Education and Library Board in-service training workshops run on the Youth in Action and Causeway programmes (WELB/SELB/SEELB).

### **CORE AIM 6**

#### **Supporting and Resourcing Regional Voluntary Youth Organisations**

*Ensure regional voluntary youth organisations receive appropriate support in the delivery of efficient and effective youth work, through the provision of information, advice, training and financial and other resources.*

#### **Overview**

The development of a new Funding Policy for the distribution of grant aid to RVYOs through an extensive consultation process was the major focus of work under this Core Aim during the past year.

#### **Highlights**

- Seven formal consultation seminars held with RVYOs to discuss the draft Funding Policy.
- Equality Impact Assessment on new Funding Policy circulated for responses and three consultation sessions held on the report.
- Short-term Funding Grants awarded to a wide cross-section of voluntary organisations under the themes of creativity, promoting healthy living and equipment.
- IT support and advice provided to ten RVYOs by Council staff.

**SECTION 3**

---

**MANAGEMENT COMMENTARY FOR THE YEAR  
ENDING 31 MARCH 2008**

# YOUTH COUNCIL FOR NORTHERN IRELAND

## 1. Background Information

The Youth Council for Northern Ireland was established under the Youth Service (Northern Ireland) Order 1989 and set up on 1 January 1990. The Council's functions include:

- advising the Department of Education, Education and Library Boards and other bodies on the development of the youth service;
- encouraging cross-community activity by the youth service;
- encouraging the provision of facilities for the youth service and facilities which are especially beneficial to young persons;
- encouraging and assisting the co-ordination and efficient use of the resources of the youth service.

The Youth Council may also assist the efficient provision of administrative services by regional voluntary youth organisations.

Article 5 of the Youth Service (Northern Ireland) Order 1989 enables the Department of Education (the Department) to pay grants to the Youth Council in respect of each financial year towards its expenses, subject to such conditions as the Department thinks fit.

Article 6 of the Youth Service (Northern Ireland) Order 1989 requires the Youth Council for Northern Ireland to prepare and submit to the Comptroller and Auditor General for Northern Ireland a statement of accounts for examination and certification. The Department is also required to print and lay before the Northern Ireland Assembly a copy of the certified statement of accounts of the Youth Council together with a copy of any report thereon of the Comptroller and Auditor General for Northern Ireland.

## 2. Business Review

The Operational Plan for 2007/08 demonstrates how the work of the Youth Council promotes the achievement of the Youth Council's Core Aims.

Of the 40 priorities detailed for the reporting year, significant progress was made against 38. Progress was limited against two priorities. The funding policy was not implemented after discussion with the Department of Education. Relationships between youth work agencies and extended schools remain to be developed. A summary of the Council's main achievements is contained in the Chief Executive's Review of Activities.

## 3. Pension Liability

Details of how pension liabilities are treated in the accounts are given in the Remuneration Report which follows, and in the accounting policies note to the financial statements.

# YOUTH COUNCIL FOR NORTHERN IRELAND

## 4. Results for the Year

The financial results for the year of the Youth Council are set out in detail on Page 20:

- The Financial Statements relate to the year ended 31 March 2008.
- The net expenditure for the year was £4,198,909 including capital expenditure of £9,515.
- The grant received from the Department of Education for recurrent and capital expenditure was £4,118,500.
- The Net Operating Costs for the year was £4,126,996. (2007) - (£3,897,708).

## 5. Fixed Assets

The movement in Fixed Assets for the year is shown in Note 7 to the accounts.

## 6. Future Developments

The Council is playing a lead role in a Steering Group established by the Department of Education to develop a draft proposal for the establishment of a Northern Ireland Network for Youth. Given that the Youth Council's functions will be subsumed by the Education and Skills Authority (ESA) on 1 April 2009, Council staff are reviewing all current areas of operation in order to advise ESA on the steps that are required to maintain continuity of services.

## 7. Important Events Occurring After the Year End

There have been no significant events since the year end which would affect these Financial Statements.

## 8. Research and Development

YCNI staff also contributed to a number of Departmental and Voluntary Sector research steering groups during 2007/08. The Youth Council has serviced a working group to consult on proposals for a NI Network for Youth (NINFY). The Youth Council is also servicing a working group to propose a review of MIS within the youth service.

## 9. Financial Statements

Under Article 6(2) of the Youth Service (Northern Ireland) Order 1989 the Youth Council is required to prepare a statement of accounts in the form and on the basis determined by the Department of Education with the approval of the Department of Finance and Personnel.

# YOUTH COUNCIL FOR NORTHERN IRELAND

## 10. Council Membership

The following have served as Council members during the current financial year:-

### **Chairperson**

Mrs Máire Young

### **Vice-Chairman**

Mr Bertie Faulkner

### **Members**

Mr Jim Currie

Mr Paul Hewitt (Resigned June 2007)

Mrs Anne-Marie McClure

Mr Brian McKee

Mr Derek Capper

Mr Gerard Doran

Ms Patricia Haren

Mr Paul Murphy

Mr David Spence

Council members have corporate responsibility for ensuring that the Council complies with any statutory or administrative requirements for the use of public funds. Other important responsibilities of Council members are:

- ensuring that high standards of corporate governance are observed at all times;
- establishing the overall strategic direction of the organisation within the policy and resources framework agreed with the Minister for Education;
- ensuring that the Council operates within the limits of its statutory authority and any delegated authority agreed with the Department, and in accordance with any other conditions relating to the use of public funds;
- ensuring that, in reaching decisions, the Council has taken into account any guidance issued by the Department;
- abiding by the Seven Principles of Public Life;
- appointing, with the Minister's approval, a Chief Executive or full-time official to the Council.

## 11. Charitable Donations

There were no charitable donations during the year.

## 12. Payment to Suppliers

The Council is committed to the prompt payment of bills for goods and services received in accordance with the Better Payment Practice Code and British Standards BS7890– Achieving Good Payment Performance in Commercial Transactions. Unless otherwise stated in the contract, payment is due within 30 days of the receipt of the goods or services, or presentation of a valid invoice or similar demand, whichever is later. During the year 99% by value and number of bills were paid within this standard.

## YOUTH COUNCIL FOR NORTHERN IRELAND

### 13. Disabled Persons

The Council is committed to offering equality of opportunity for people with disabilities to make full use of the skills and abilities which they possess.

### 14. Employee Involvement

Meetings of Council staff are held on a regular basis, and include briefings on Council business and future developments.

### 15. Health and Safety

The Council is committed to adhering to all existing legislation on Health and Safety at work to ensure that staff and visitors enjoy the benefits of a safe environment.

### 16. Company Directorships and Other Significant Interests

A register of members' interests is available and can be inspected on application to the Chief Executive's Office.

### 17. Financial and Other Systems

The third assignment of the approved Internal Audit Plan for 2005/06 to 2007/08 was carried out by Southern Internal Audit Service during March 2008. The audit focused upon Financial Systems and Grant Payments. On the basis of Internal Audit's evaluation of the adequacy of controls, the level of assurance given on Financial Systems was "**substantial**", ie robust systems of control and governance which should ensure that objectives are fully achieved was noted. With regard to Grant Payments, Audit assurance given was "**limited**" ie prompt action is required to improve the adequacy and effectiveness of control to ensure that objectives are met.

### 18. Statement of Accounts

Under Article 6 of the Youth Service (Northern Ireland) Order 1989 the Youth Council is required to prepare a statement of accounts for each financial year. These should be, in accordance with the Financial Reporting Manual (FReM) issued by HM Treasury and in the form and on the basis directed by the Department of Education with the approval of the Department of Finance and Personnel. The accounts are prepared on an accruals basis and must give a true and fair view of the Council's state of affairs for the financial year and of the net operating costs, the cashflows and recognised gains and losses for the year then ended. The statement of accounts is set out at Section 4 of this report. The accounts are prepared on a going concern basis.

# YOUTH COUNCIL FOR NORTHERN IRELAND

## 19. Auditor's Details

The Principal Auditor is PricewaterhouseCoopers LLP (Waterfront Plaza, 8 Laganbank Road, Belfast BT1 3LR) acting on behalf of the Northern Ireland Audit Office (106 University Street, Belfast BT7 1EU).


|                                | 2008  | 2007  |
|--------------------------------|-------|-------|
|                                | £     | £     |
| Cost of External Audit         |       |       |
| Audit Services (Notional Cost) | 8,059 | 7,080 |

The services provided relate to the statutory audit of the Financial Statements. There were no non-audit services provided. The Financial Statements are audited by the Comptroller and Auditor General for NI (C&AG) in accordance with the Youth Service (NI) Order 1989. As part of the NIAO, he and his staff are wholly independent of the Council. He reports his findings to the NI Assembly.

The Chief Executive, as Accounting Officer, has taken steps to make himself aware of all relevant audit information and to establish that the Youth Council's auditors are aware of that information.

Insofar as the Accounting Officer is aware, there is no relevant audit information of which the auditors are unaware.

## SIGNED ON BEHALF OF COUNCIL MEMBERS



---

Mrs M Young  
**Chairperson**



---

Mr D Guilfoyle  
**Chief Executive**

# **YOUTH COUNCIL FOR NORTHERN IRELAND**

## **REMUNERATION REPORT FOR THE YEAR ENDING 31 MARCH 2008**

The Youth Council does not have a Remuneration Committee and other than the Chairperson and Vice-Chairperson the Youth Council members do not receive emoluments.

The Chairperson and Vice-Chairperson of the Youth Council are paid by the Youth Council for their duties as Chair/Vice-Chairperson at a rate and on such conditions as determined by the Department of Education with approval of the Department of Finance and Personnel. Youth Council members also receive travelling and subsistence allowances for expenditure incurred at such rates and on such conditions as determined by the Youth Council subject to the approval of the Department of Education.

The remuneration of the Chief Executive is in accordance with salary scales agreed by the NI Civil Service. While the remuneration is not based on a performance related pay scheme, performance is assessed through Youth Council Meetings and reporting meetings with the Youth Council Chairperson.

### **Service Contracts**

Officer appointments are in accordance with NI Civil Service terms and conditions and in particular are in accordance with the Youth Council for Northern Ireland's Code of Practice on Recruitment and Selection.

Unless otherwise stated below, the officers covered by this report hold appointments which are open ended until they reach normal retirement age of 65. The normal period of notice is 3 months. Policy on termination payments in relation to premature retirement are in accordance with the Local Government Pension Scheme Regulations (NI) and the Statutory Redundancy provision.

Youth Council members including the Chairperson and Vice Chairperson are appointed by the Minister, normally for a three year period.

The terms of office for each Youth Council member who served during the year are as follows:

#### **Chairperson**

Mrs Máire Young

#### **Vice-Chairman**

Mr Bertie Faulkner

#### **Members**

Mr Jim Currie

Mr Paul Hewitt (Resigned June 2007)

Mrs Anne-Marie McClure

Mr Brian McKee

Mr Derek Capper

Mr Gerard Doran

Ms Patricia Haren

Mr Paul Murphy

Mr David Spence

# YOUTH COUNCIL FOR NORTHERN IRELAND

## Chief Executive

Mr David Guilfoyle

### REMUNERATION OF SENIOR EMPLOYEES

The Chief Executive's total actual emoluments of £78,195 (2007 - £74,360) comprise a salary of £63,582.

(2007 - £61,436), employer's National Insurance contributions of £6,347 (2007 - £6,193) and employer's pension contribution of £8,266 (2007 - £6,732). The Chief Executive is a member of the NILGOSC scheme. The employer's contributions to the scheme amount to 11% of the Chief Executive's salary. The period of his contract is not specified. (Audited)

### Emoluments of Senior Postholders (Audited)

| Name  | Salary | Real Increase in Pension and Related Lump Sum at Age 65 | Total Accrued Pension at Age 65 at 31 March 2008 and Related Lump Sum | CETV at 31 March 2008 | CETV at 31 March 2007 | Real Increase in CETV after Adjustment for Inflation and Changes in Market Investment Factor |
|---|--------|---|---|-----------------------|-----------------------|--|
|   | £000s  | £000s   | £000s   | £000s                 | £000s                 | £000s  |
| David Guilfoyle<br>Chief Executive                | 60-65  | 0-0.5   | 15-20 +<br>55-60 Lump<br>Sum  | 349                   | 327                   | 19   |
| John McCormick<br>Director Youth<br>Work Services | 50-60  | N/A   | 25-30 +<br>75-80 Lump<br>Sum  | 467                   | 460                   | N/A  |

The inflation adjustment factor used in all the calculations was 2.7%.

### Salary

'Salary' includes gross salary; performance pay or bonuses; overtime; reserved rights to London Weighting or London allowances, recruitment and retention allowances; private office allowances and any other allowance to the extent that it is subject to UK taxation.

### Benefit in Kind (Audited)

The monetary value of benefits in kind covers any benefits provided by the employer and treated by the Inland Revenue as a taxable emolument. No senior employee received any benefit in kind during the year.

### Cash Equivalent Transfer Values

A Cash Equivalent Transfer Value (CETV) is the actuarially assessed capitalised value of the pension scheme benefits accrued by a member at a particular point in time. The benefits valued are the member's accrued benefits and any contingent spouse's pension payable from the scheme. A CETV is a payment made by a pension scheme or arrangement to secure pension benefits in another pension scheme or arrangement when the member leaves a scheme and chooses to transfer the benefits accrued in their former scheme. The pension figures shown relate to the benefits that the individual has accrued as a consequence of their total membership of the pension scheme, not just their service in a senior capacity to which disclosure applies. The figures include the value of any pension benefit in another scheme or

## YOUTH COUNCIL FOR NORTHERN IRELAND

arrangement which the individual has transferred to the CSP arrangements. They also include any additional pension benefit accrued to the member as a result of their purchasing additional years of pension service in the scheme at their own cost. CETVs are calculated within the guidelines and framework prescribed by the Institute and Faculty of Actuaries.

### **Real Increase in CETV**

This reflects the increase in CETV effectively funded by the employer. It does not include the increase in accrued pension due to inflation, contributions paid by the employee (including the value of any benefits transferred from another pension scheme or arrangement) and uses common market valuation factors for the start and end of the period.

### **Youth Council Members (Audited)**

The Chairperson's actual emoluments were £15,042, comprised of £13,928 salary and £1,114 Employers National Insurance.

There were no payments for compensation for loss of office or benefits-in-kind paid to Youth Council members or senior management during the year ended 31 March 2008. No element of the remuneration package for the Chairperson, Vice-Chairperson or senior management is not cash. No amounts were payable to third parties for services of Youth Council members or the Chief Executive during the year.



---

D Guilfoyle  
**Chief Executive**

23 June 2008

---

Date

# **YOUTH COUNCIL FOR NORTHERN IRELAND**

## **STATEMENT OF YOUTH COUNCIL'S AND CHIEF EXECUTIVE'S RESPONSIBILITIES**

Under Article 6(2) of the Youth Service (Northern Ireland) Order 1989 the Youth Council is required to prepare a statement of accounts in the form and on the basis determined by the Department of Education with the approval of the Department of Finance and Personnel. The accounts are prepared on an accruals basis and must give a true and fair view of the Youth Council's state of affairs at the year end and of its net operating costs, recognised gains and losses and cashflows for the financial year. In preparing the accounts the Council is required to:

- observe the accounts direction issued by the Department of Education including the relevant accounting and disclosure requirements, and apply suitable accounting policies on a consistent basis;
- make judgements and estimates on a reasonable basis;
- state whether applicable accounting standards have been followed, and disclose and explain any material departures in the financial statements;
- prepare the financial statements on the going concern basis, unless it is inappropriate to presume that the entity will continue in operation.

The Accounting Officer for the Department of Education has designated the Chief Executive as the Accounting Officer for the Youth Council for Northern Ireland. His relevant responsibilities as Accounting Officer including his responsibility for the propriety and regularity of the public finances and for the keeping of proper records, are set out in the Non-Departmental Public Bodies' Accounting Officer Memorandum, issued by the Department of Finance and Personnel.

## **STATEMENT ON INTERNAL CONTROL**

### **Scope of Responsibility**

As Accounting Officer, I have responsibility for maintaining a sound system of internal control that supports the achievement of Council policies, aims and objectives, set by the Council in consultation with our sponsoring Department, whilst safeguarding the public funds and Council assets for which I am personally responsible, in accordance with the responsibilities assigned to me in Government Accounting Northern Ireland.

### **Purpose of the System of Internal Control**

The system of internal control is designed to manage rather than eliminate the risk of failure to achieve policies, aims and objectives; it can, therefore, only provide reasonable and not absolute assurance of effectiveness. The system of internal control is based on an ongoing process designed to identify and prioritise the risks to the achievement of Council policies, aims and objectives, to evaluate the likelihood of these risks being realised and the impact should they be realised, and to manage them efficiently, effectively and economically. To support the achievement of the Council's objectives, the Council carried out an exercise to formally identify the significant risks that may affect the achievement of those objectives and have identified the most appropriate control strategy for each of the significant risks. An integral part of this exercise included the allocation of responsibility for the management of

## YOUTH COUNCIL FOR NORTHERN IRELAND

the identified risks, to the most appropriate staff. The risk framework was developed and in place by 31 March 2003 in line with Department of Finance and Personnel (DFP) guidance. The framework has been used as a risk management tool during 2003-04 and beyond.

### Capacity to Handle Risk

The identification and impact of risk has already begun to be incorporated into the corporate planning and decision making processes of the Council. Consequently the Council ensures that there are procedures in place for verifying that internal control and aspects of risk management are regularly reviewed and reported on. The Council currently receives periodic reports concerning internal control and steps are being taken to manage risks in significant areas of responsibility and monitor progress on key projects.

### The Risk and Control Framework

The Council had already identified the requirement to improve the controls surrounding its grant distribution procedures. The Council has addressed these deficiencies by modifying the Letters of Offer, and by strengthening, applying and recording stricter monitoring controls over grant disbursements. This process commenced during 2007/08, will be further developed during 2008/09 and fully implemented when SLA's for all Infrastructure funded groups are implemented in 2009/10.

In addition to the actions mentioned above, in the coming year the Council plans to:

- review and update the risk framework and other records of risk;
- ensure that the Council's Audit Committee reviews the risk framework at each of its meetings;
- arrange for reports from the various sections of the Council on internal control activities.

The Council has an Internal Audit service, currently provided by Southern Health & Social Service Board in 2007/08, which operates to standards defined in the Government Internal Audit Manual. They submitted regular reports which included the Head of Internal Audit Services independent opinion on the adequacy and effectiveness of the Council's system of internal control together with recommendations for improvement.

### Review of Effectiveness

As Accounting Officer, I have responsibility for reviewing the effectiveness of the system of internal control. My review of the effectiveness of the system of internal control is informed by the work of the internal auditors and comments made by the external auditors in their management letter and other reports. I am advised on the implications of the result of my review of the effectiveness of the system of internal control by the Council and the Audit Committee.



23 June 2008

---

D Guilfoyle  
Chief Executive/Accounting Officer

---

Date

# YOUTH COUNCIL FOR NORTHERN IRELAND

## THE CERTIFICATE OF THE COMPTROLLER AND AUDITOR GENERAL TO THE NORTHERN IRELAND ASSEMBLY

I certify that I have audited the financial statements of the Youth Council for Northern Ireland for the year ended 31 March 2008 under the provision of the Youth Service (Northern Ireland) Order 1989. These comprise the Operating Cost Statement, the Balance Sheet, the Cashflow Statement and Statement of Recognised Gains and Losses and the related notes. These financial statements have been prepared under the accounting policies set out within them. I have also audited the information in the Remuneration Report that is described in that report as having been audited.

### **Respective Responsibilities of the Youth Council for Northern Ireland, Chief Executive and Auditor**

The Council and Chief Executive as Accounting Officer are responsible for preparing the Annual Report, the Remuneration Report and the financial statements in accordance with the Youth Service (Northern Ireland) Order 1989 and Department of Education directions made thereunder and for ensuring the regularity of financial transactions. These responsibilities are set out in the Statement of the Council's and Chief Executive's Responsibilities.

My responsibility is to audit the financial statements and the part of the remuneration report to be audited in accordance with relevant legal and regulatory requirements, and with International Standards on Auditing (UK and Ireland).

I report to you my opinion as to whether the financial statements give a true and fair view and whether the financial statements and the part of the Remuneration Report to be audited have been properly prepared in accordance with the Youth Service (Northern Ireland) Order 1989 and Department of Education directions made thereunder. I report to you whether, in my opinion, the information, which comprises the Management Commentary, included in the Annual Report, is consistent with the financial statements. I also report whether in all material respects the expenditure and income have been applied to the purposes intended by the Assembly and the financial transactions conform to the authorities which govern them.

In addition, I report to you if the Council has not kept proper accounting records, if I have not received all the information and explanations I require for my audit, or if information specified by the Department of Finance and Personnel regarding remuneration and other transactions is not disclosed.

I review whether the Statement on Internal Control reflects the Council's compliance with the Department of Finance and Personnel's guidance, and I report if it does not. I am not required to consider whether this statement covers all risks and controls, or form an opinion on the effectiveness of the Council's corporate governance procedures or its risk and control procedures.

I read the other information contained in the Annual Report and consider whether it is consistent with the audited financial statements. This other information comprises Sections 1 and 2 of the Annual Report and the unaudited part of the Remuneration Report. I consider the implications for my report if I become aware of any apparent misstatements or material inconsistencies with the financial statements. My responsibilities do not extend to any other information.

# YOUTH COUNCIL FOR NORTHERN IRELAND

## Basis of Audit Opinion

I conducted my audit in accordance with International Standards on Auditing (UK and Ireland) issued by the Auditing Practices Board. My audit includes examination, on a test basis, of evidence relevant to the amounts, disclosures and regularity of financial transactions included in the financial statements and the part of the Remuneration Report to be audited. It also includes an assessment of the significant estimates and judgments made by the Council and Chief Executive in the preparation of the financial statements, and of whether the accounting policies are most appropriate to the Council's circumstances, consistently applied and adequately disclosed.

I planned and performed my audit so as to obtain all the information and explanations which I considered necessary in order to provide me with sufficient evidence to give reasonable assurance that the financial statements and the part of the Remuneration Report to be audited are free from material misstatement, whether caused by fraud or error, and that in all material respects the expenditure and income have been applied to the purposes intended by the Assembly and the financial transactions conform to the authorities which govern them. In forming my opinion I also evaluated the overall adequacy of the presentation of information in the financial statements and the part of the Remuneration Report to be audited.

## Opinions

In my opinion:

- the financial statements give a true and fair view, in accordance with the Youth Service (Northern Ireland) Order 1989 and directions made thereunder by Department of Education, of the state of the Council's affairs as at 31 March 2008 and of its net operating costs, the cashflows and recognised gains and losses for the year then ended;
- the financial statements and the part of the Remuneration Report to be audited have been properly prepared in accordance with the Youth Service (Northern Ireland) Order 1989 and Department of Education directions made thereunder; and
- information which comprises the Management Commentary, included within the Annual Report, is consistent with the financial statements.

## Opinion on Regularity

In my opinion, in all material respects the expenditure and income have been applied to the purposes intended by the Assembly and the financial transactions conform to the authorities which govern them.



**J M Dowdall CB**  
**Comptroller and Auditor General**  
**Northern Ireland Audit Office**  
**106 University Street**  
**Belfast**

**26 June 2008**

**YOUTH COUNCIL FOR NORTHERN IRELAND**

**SECTION 4**

---

**FINANCIAL STATEMENTS FOR YEAR ENDING  
31 MARCH 2008**

# YOUTH COUNCIL FOR NORTHERN IRELAND

## OPERATING COST STATEMENT FOR THE YEAR ENDED 31 MARCH 2008

|  | NOTES | 2008<br>£        | As restated<br>2007<br>£ |
|--|-------|------------------|--------------------------|
| <b>INCOME:</b>   |       |                  |                          |
| Other Operating Income .....                             | 3     | 68,431           | 217,548                  |
| Net return on pension finance costs .....                | 6     | <u>10,000</u>    | <u>9,000</u>             |
|  |       | <u>78,431</u>    | <u>226,548</u>           |
| <br><b>OPERATING EXPENSES:</b>                           |       |                  |                          |
| Grants and Bursaries .....                               | 4     | 3,121,321        | 3,119,547                |
| Staff Costs .....  | 5     | 731,488          | 701,278                  |
| Depreciation .....                                       | 7     | 16,660           | 16,868                   |
| Other Operating Charges .....                            | 8     | 334,896          | 286,119                  |
| Notional Cost of Audit .....                             |       | 8,059            | 7,080                    |
| Interest payable and similar charges .....               | 9     | <u>(13,515)</u>  | <u>(10,800)</u>          |
|  |       | <u>4,198,909</u> | <u>4,120,092</u>         |
| <br><b>OPERATING COSTS AFTER NOTIONAL COSTS</b> .....    |       |                  |                          |
|  |       | 4,120,478        | 3,893,544                |
| Tax on Interest .....                                    |       | <u>1,062</u>     | <u>444</u>               |
|  |       | 4,121,540        | 3,893,988                |
| Reversing credit in respect of Notional Costs .....      |       | <u>5,456</u>     | <u>3,720</u>             |
| <b>NET OPERATING COSTS</b> .....                         |       | <u>4,126,996</u> | <u>3,897,708</u>         |
| <br><b>STATEMENT OF RECOGNISED GAINS AND LOSSES:</b>     |       |                  |                          |
| Actuarial gain/(loss) on the pension scheme .....        | 6     | 283,000          | (417,000)                |
| Net gain/(loss) on revaluation of fixed assets .....     |       | <u>1,028</u>     | <u>(968)</u>             |
| Recognised gains and losses for the financial year ..... |       | <u>3,837,512</u> | <u>4,311,956</u>         |

The notes on pages 25 to 39 form part of these financial statements.

# YOUTH COUNCIL FOR NORTHERN IRELAND

## BALANCE SHEET AS AT 31 MARCH 2008

|   | NOTES | 2008<br>£        | As restated<br>2007<br>£ |
|---|-------|------------------|--------------------------|
| <b>FIXED ASSETS:</b>                                  |       |                  |                          |
| Tangible Assets .....                                 | 7     | <u>30,668</u>    | <u>36,786</u>            |
| <b>CURRENT ASSETS:</b>                                |       |                  |                          |
| Debtors .....   | 10    | 45,190           | 25,973                   |
| Cash at Bank and in Hand .....                        |       | <u>486,784</u>   | <u>316,945</u>           |
|   |       | 531,974          | 342,918                  |
| <b>CURRENT LIABILITIES:</b>                           |       |                  |                          |
| Creditors – Amounts falling due within one year ..... | 11    | <u>432,033</u>   | <u>266,627</u>           |
| <b>NET CURRENT ASSETS</b>                             |       | <u>99,941</u>    | <u>76,291</u>            |
| <b>TOTAL ASSETS LESS CURRENT LIABILITIES</b>          |       | 130,609          | 113,077                  |
| Creditors – Amounts falling due after one year .....  |       | -                | -                        |
| <b>NET ASSETS EXCLUDING PENSION LIABILITY</b>         |       | 130,609          | 113,077                  |
| Pension liability .....                               | 6     | <u>(379,000)</u> | <u>(637,000)</u>         |
| <b>NET LIABILITIES INCLUDING PENSION LIABILITY</b>    |       | <u>(248,391)</u> | <u>(523,923)</u>         |
| <b>FINANCED BY:</b>                                   |       |                  |                          |
| <b>CAPITAL AND RESERVES</b>                           |       |                  |                          |
| Income and Expenditure Reserve Account .....          | 14    | (248,451)        | (522,955)                |
| Revaluation Reserve .....                             | 15    | <u>60</u>        | <u>(968)</u>             |
|   |       | <u>(248,391)</u> | <u>(523,923)</u>         |

The notes on pages 25 to 39 form part of these Financial Statements.



\_\_\_\_\_  
Chairperson of Youth Council

Date: 23 June 2008



\_\_\_\_\_  
Chief Executive of Youth Council

Date: 23 June 2008

# YOUTH COUNCIL FOR NORTHERN IRELAND

## CASHFLOW STATEMENT FOR THE YEAR ENDED 31 MARCH 2008

|  |          | 2008           | As restated   |
|--|----------|----------------|---------------|
|  | NOTES TO | £              | 2007          |
|  | CASHFLOW |                | £             |
| Net cash outflow from continuing operating activities... 1 |          | (3,941,461)    | (3,799,588)   |
| Returns on investments and servicing of finance ..... 3    |          | 5,138          | 1,963         |
| Capital Expenditure ..... 3                                |          | (9,515)        | (9,838)       |
| Taxation ..... 4   |          | (444)          | -             |
| Financing ..... 5  |          | 4,116,121      | 3,882,592     |
| <b>INCREASE IN CASH</b> ..... 6                            |          | <u>169,839</u> | <u>75,129</u> |

# YOUTH COUNCIL FOR NORTHERN IRELAND

## NOTES TO THE CASHFLOW STATEMENT FOR THE YEAR ENDED 31 MARCH 2008

|  | 2008<br>£                        | As restated<br>2007<br>£ |                                   |
|--|----------------------------------|--------------------------|-----------------------------------|
| <b>1. RECONCILIATION OF OPERATING COST TO NET CASH OUTFLOW FROM OPERATING ACTIVITIES</b> |                                  |                          |                                   |
| Operating costs for year .....   | (4,120,478)                      | (3,893,544)              |                                   |
| Depreciation charges .....   | 16,660                           | 16,868                   |                                   |
| Deficit on revaluation of fixed assets .....   | -                                | 1,901                    |                                   |
| Notional Cost of Capital and Audit .....   | (5,456)                          | (3,720)                  |                                   |
| Interest Receivable .....  | (5,309)                          | (2,337)                  |                                   |
| Finance lease rental payments .....  | 2,551                            | 2,783                    |                                   |
| Actuarial gain on the pension scheme .....   | 283,000                          | (417,000)                |                                   |
| (Increase)/Decrease in Debtors .....   | (19,217)                         | 307,622                  |                                   |
| (Decrease)/Increase in Creditors .....   | <u>(93,212)</u>                  | <u>187,839</u>           |                                   |
| Net cash outflow from Operating Activities .....   | <u>(3,941,461)</u>               | <u>(3,799,588)</u>       |                                   |
| <b>2. RECONCILIATION OF NET CASHFLOW TO MOVEMENT IN NET FUNDS</b>                        |                                  |                          |                                   |
| Increase in cash in the period .....   | 169,839                          | 75,129                   |                                   |
| Net funds at 1 April 2007 .....  | <u>316,945</u>                   | <u>241,816</u>           |                                   |
| Net funds at 31 March 2008 .....   | <u>486,784</u>                   | <u>316,945</u>           |                                   |
| <b>3. GROSS CASHFLOW</b>   |                                  |                          |                                   |
| <b>Return on investments and servicing of finance</b>                                    |                                  |                          |                                   |
| Interest Receivable .....  | 5,309                            | 2,337                    |                                   |
| Interest element of finance lease rental payments .....                                  | <u>(171)</u>                     | <u>(374)</u>             |                                   |
|  | <u>5,138</u>                     | <u>1,963</u>             |                                   |
| <b>Capital Expenditure</b>   |                                  |                          |                                   |
| Payments to acquire tangible fixed assets .....  | <u>9,515</u>                     | <u>9,838</u>             |                                   |
|  | <u>9,515</u>                     | <u>9,838</u>             |                                   |
| <b>4. TAXATION</b>   |                                  |                          |                                   |
| Corporation tax paid .....   | 444                              | -                        |                                   |
|  | <u>444</u>                       | <u>-</u>                 |                                   |
| <b>5. FINANCING</b>  |                                  |                          |                                   |
| Financing – Department of Education .....  | 4,118,500                        | 3,885,000                |                                   |
| Capital element of finance lease rental payments .....                                   | <u>(2,379)</u>                   | <u>(2,408)</u>           |                                   |
|  | <u>4,116,121</u>                 | <u>3,882,592</u>         |                                   |
| <b>6. ANALYSIS OF CHANGES IN NET FUNDS</b>   |                                  |                          |                                   |
|  | <b>At 1 April<br/>2007<br/>£</b> | <b>Cashflow<br/>£</b>    | <b>At 31 March<br/>2008<br/>£</b> |
| Cash at bank and in hand   | <u>316,945</u>                   | <u>169,839</u>           | <u>486,784</u>                    |
| Total  | <u>316,945</u>                   | <u>169,839</u>           | <u>486,784</u>                    |

# YOUTH COUNCIL FOR NORTHERN IRELAND

## NOTES TO THE FINANCIAL STATEMENTS FOR THE YEAR ENDED 31 MARCH 2008

### 1. ACCOUNTING POLICIES

The principal accounting policies which have been adopted in the preparation of these financial statements are as follows:-

a. The Financial Statements have been prepared in accordance with the requirements of the 2007-2008 Government Financial Reporting Manual (FReM) issued by HM Treasury. The accounting policies contained in the FReM follow UK generally accepted accounting practice for companies (UK GAAP) to the extent that it is meaningful and appropriate to the public sector.

Where FReM permits a choice of accounting policy, the accounting policy which has been judged to be most appropriate to the particular circumstances of the Youth Council for the purpose of giving true and fair view has been selected. The Youth Council's accounting policies have been applied consistently in dealing with items considered material in relation to the accounts.

b. The financial statements have been prepared under the historical cost convention modified to account for the revaluation of fixed assets, at their value to the Youth Council by reference to their current costs.

c. Without limiting the information given, the financial statements meet the accounting and disclosure requirements of the Companies (Northern Ireland) Order 1986 and of the accounting standards issued or adopted by the Accounting Standards Board, so far as those requirements are appropriate. The accounts direction is reproduced as an appendix to these financial statements.

d. In accordance with the amendments to FReM, Grant-in-Aid has been treated as Financing and had been credited directly to the Income and Expenditure Reserve. Capital Grant-in-Aid has, been credited to the Income and Expenditure Reserve. Where appropriate, as a result of the above changes, comparative figures in respect of prior years have been restated.

e. **GRANTS PAYABLE:**

Grants and Bursaries payable are charged to the Operating Cost Statement in the year they are authorised. Full provision is made for current year grant retentions.

f. **RESEARCH AND DEVELOPMENT:**

Pure and Applied research expenditure, in relation to the JEDI initiative, is charged to the Operating Cost Statement in the year it is incurred.

g. **LEASING AND HIRE PURCHASE COMMITMENTS:**

Assets obtained under hire purchase contracts and finance leases are capitalised as tangible assets and depreciated over the shorter of the lease term and their useful lives. Obligations under such agreements are included in creditors net of the finance charge allocated to future periods. The finance element of the rental payment is charged to the

# YOUTH COUNCIL FOR NORTHERN IRELAND

## NOTES TO THE FINANCIAL STATEMENTS FOR THE YEAR ENDED 31 MARCH 2008

profit and loss account so as to produce constant periodic rates of charge on the net obligations outstanding in each period.

Rentals payable under operating leases are charged against income on a straight line basis over the lease term.

### h. **DEPRECIATION:**

Fixed assets, with the exception of leased assets, are depreciated on a straight line basis in order to write off the cost, less estimated residual value of each asset over its expected useful life at the following rates.

|                                       |                 |
|---------------------------------------|-----------------|
| Furniture Fixtures and Fittings ..... | 10% per annum   |
| Equipment .....                       | 25% per annum   |
| Computer Equipment .....              | 25% per annum   |
| Leased Equipment .....                | Period of Lease |

### i. **VALUE ADDED TAX:**

All items in these financial statements are inclusive of VAT, which is not recoverable.

### j. **PENSION COSTS:**

The pension costs in respect of employees is charged to the Operating Cost Statement so as to recognise the cost of pensions over employees' working lives.

### k. **COST OF CAPITAL:**

In accordance with Department of Finance and Personnel guidelines, notional interest is charged on the basis of 3.5% of the average cost of capital employed by the Council less actual interest paid. Capital Employed is defined as total assets less total liabilities.

### l. **FOREIGN CURRENCIES:**

Monetary assets and liabilities denominated in foreign currencies are translated into sterling at the rates of exchange prevailing at the accounting date. Transactions in foreign currencies are recorded at the date of the transactions. All differences are taken to the Profit and Loss account.

# YOUTH COUNCIL FOR NORTHERN IRELAND

## NOTES TO THE FINANCIAL STATEMENTS FOR THE YEAR ENDED 31 MARCH 2008

|   | <b>2008</b>             | <b>As restated<br/>2007</b> |
|---|-------------------------|-----------------------------|
|   | <b>£</b>                | <b>£</b>                    |
| <b>2. DEPARTMENT OF EDUCATION GRANTS</b>                    |                         |                             |
| Recurrent Grants (DE Vote A) .....                          | 3,785,500               | 3,770,000                   |
| Executive Programme Funding – Children at Risk .....        | -                       | 10,000                      |
| Youth Work Strategy .....                                   | 118,000                 | 95,000                      |
| Capital Resource Expenditure .....                          | 10,000                  | 10,000                      |
| Youth Outreach Initiative and LGBT .....                    | <u>205,000</u>          | <u>-</u>                    |
|   | <u><b>4,118,500</b></u> | <u><b>3,885,000</b></u>     |
| <b>3. OTHER OPERATING INCOME</b>                            |                         |                             |
| Miscellaneous Income .....                                  | 35,300                  | 17,482                      |
| Heritage Lottery Fund – Young Roots .....                   | 12,822                  | 18,858                      |
| Interest Received .....                                     | 5,309                   | 2,337                       |
| British Council/Connect Youth .....                         | 12,000                  | 15,000                      |
| Ncompass .....  | -                       | 154,667                     |
| Youth Work in Contested Spaces .....                        | -                       | 9,204                       |
| Health Promotion Agency Awards .....                        | <u>3,000</u>            | <u>-</u>                    |
|   | <u><b>68,431</b></u>    | <u><b>217,548</b></u>       |
| <b>4. GRANTS AND BURSARIES</b>                              |                         |                             |
| Grants and Bursaries paid during the year were as follows:- |                         |                             |
| RVYO Infrastructure Funding .....                           | 1,816,853               | 1,836,471                   |
| Programme Funding .....                                     | 488,236                 | 259,930                     |
| Special Programme Funding .....                             | -                       | 81,914                      |
| RVYO ICT Training .....                                     | -                       | 20,002                      |
| CRYSSS (Note 18) .....                                      | 94,979                  | 76,152                      |
| JEDI Project (Note 19) .....                                | 5,792                   | 10,113                      |
| EPF – Children at Risk .....                                | -                       | 10,000                      |
| Causeway Exchange Programme .....                           | 30,000                  | 30,000                      |
| North/South Project .....                                   | 72,500                  | 25,000                      |
| Youth Work Strategy .....                                   | 118,267                 | 94,171                      |
| Ncompass .....  | -                       | 157,001                     |
| Youth Work in Contested Spaces .....                        | 1,694                   | 81,793                      |
| Voluntary Development Agency .....                          | -                       | 35,000                      |
| Victims Support .....                                       | 71,000                  | 66,000                      |
| TSN Workers Participation .....                             | 120,000                 | 120,000                     |
| Youth Outreach Initiative .....                             | 123,000                 | 150,000                     |
| Child Protection .....                                      | 95,000                  | 66,000                      |
| LGBT – YouthNet .....                                       | 82,000                  | -                           |
| Conversion from Teacher to Youth Worker .....               | <u>2,000</u>            | <u>-</u>                    |
|   | <u><b>3,121,321</b></u> | <u><b>3,119,547</b></u>     |
| <b>5. STAFF COSTS</b>                                       |                         |                             |
| Salaries .....  | 554,945                 | 548,587                     |
| Members Remuneration .....                                  | 18,297                  | 18,877                      |
| Social Security Costs .....                                 | 44,278                  | 45,029                      |
| Pension Costs .....   | <u>113,968</u>          | <u>88,785</u>               |
|   | <u><b>731,488</b></u>   | <u><b>701,278</b></u>       |

# YOUTH COUNCIL FOR NORTHERN IRELAND

## NOTES TO THE FINANCIAL STATEMENTS FOR THE YEAR ENDED 31 MARCH 2008

The following number of employees received remuneration during the year within the range below:

|                       | <b>2008</b> | <b>2007</b> |
|-----------------------|-------------|-------------|
|                       | <b>No</b>   | <b>No</b>   |
| £60,001-£70,000 ..... | 1           | -           |
| £50,001-£60,000 ..... | 1           | 2           |
| £40,001-£50,000 ..... | -           | -           |

The following number of members received remuneration during the year within the range

|                        |          |          |
|------------------------|----------|----------|
| band: £0- £5,000 ..... | 1        | 1        |
| £5,001-£10,000 .....   | -        | -        |
| £10,001-£15,000 .....  | <u>1</u> | <u>1</u> |
|                        | <u>2</u> | <u>2</u> |

Other than the Chairperson and Vice Chairperson, no other members received remuneration.

The average number of employees during the year was made up as follows:

|                            |           |           |
|----------------------------|-----------|-----------|
| Professional Staff .....   | 9         | 10        |
| Administrative Staff ..... | <u>10</u> | <u>11</u> |
|                            | <u>19</u> | <u>21</u> |

### 6. PENSION COMMITMENTS

YCNI participates in the Northern Ireland Local Government Officers' Superannuation Committee Scheme (The NILGOSC scheme) for the majority of its employees. The NILGOSC scheme is a "multi employer", defined benefit scheme, which provides members of participating employers with the benefits related to pay and services at rates which are defined under statutory regulations. To finance these benefits, assets are accumulated in the scheme and are held separately from the assets of the employers. The scheme is funded by employers participating in the NILGOSC scheme who pay contributions at rates determined by an independent professionally qualified actuary on the basis of regular valuations using the projected unit method.

# YOUTH COUNCIL FOR NORTHERN IRELAND

## NOTES TO THE FINANCIAL STATEMENTS FOR THE YEAR ENDED 31 MARCH 2008

### 6. PENSION COMMITMENT (CONTINUED)

The total contributions payable to the NILGOSC scheme by YCNI for 2007/08 were £73,144 (2006/07 - £59,785). The company operates a defined benefit scheme in the UK. A full actuarial valuation was carried out at 31 March 2007 and updated to 31 March 2008 by a qualified independent actuary. The major assumptions used by the actuary were:

|   | At<br>2008 | At<br>2007 | At<br>2006 |
|---|------------|------------|------------|
| Rate of increase in salaries            | 5.1%       | 4.7%       | 4.6%       |
| Rate of increase in pensions in payment | 3.6%       | 3.2%       | 3.1%       |
| Discount rate                           | 6.9%       | 5.4%       | 6.0%       |
| Inflation assumption                    | 3.6%       | 3.2%       | 3.1%       |

The assets in the scheme and the expected rate of return were:

|                                     | Long-term<br>rate of<br>return<br>expected<br>at<br>2008 | Value at<br>2008<br>£ | Long-term<br>rate of<br>return<br>expected<br>at<br>2007 | Value at<br>2007<br>£ | Long-term<br>rate of<br>return<br>expected<br>at<br>2006 | Value at<br>2006<br>£ |
|-------------------------------------|--|-----------------------|--|-----------------------|--|-----------------------|
| Equities                            | 7.7%   | 1,925,000             | 7.8%   | 1,926,000             | 7.4%   | 1,900,000             |
| Bonds                               | 5.7%   | 283,000               | 4.9%   | 360,000               | 4.6%   | 300,000               |
| Property                            | 5.7%   | 198,000               | 5.8%   | 263,000               | 5.5%   | 200,000               |
| Cash                                | 4.8%   | 38,000                | 4.9%   | 29,000                | 4.6%   | -                     |
| <b>Total</b>                        | <b>7.3%</b>  | <b>2,444,000</b>      | <b>7.2%</b>  | <b>2,578,000</b>      | <b>6.9%</b>  | <b>2,400,000</b>      |
| Total Market Value of Assets        | 7.3%   |                       | 7.2%   |                       | 6.9%   |                       |
| Present Value of Scheme Liabilities |  | 2,823,000             |  | 3,215,000             |  | 2,600,000             |
| Deficit in the scheme               |  | (379,000)             |  | (637,000)             |  | (200,000)             |
| Related Deferred Tax Liability      |  | -                     |  | -                     |  | -                     |
| <b>Net pension Liability</b>        |  | <b>(379,000)</b>      |  | <b>(637,000)</b>      |  | <b>(200,000)</b>      |

# YOUTH COUNCIL FOR NORTHERN IRELAND

## NOTES TO THE FINANCIAL STATEMENTS FOR THE YEAR ENDED 31 MARCH 2008

### 6. PENSION COMMITMENT (CONTINUED)

#### Analysis of the amount charged to operating profit

|                                   | 2008<br>£ | 2007<br>£ |
|-----------------------------------|-----------|-----------|
| Current Service Cost              | 97,000    | 88,000    |
| Past Service Cost                 | -         | -         |
| Curtailment and Settlements       | 6,000     | -         |
| Decrease in Irrecoverable Surplus | -         | -         |
| <b>Total Operating Charge</b>     | 103,000   | 88,000    |

#### Analysis of the amount charged to other finance charges

|  | 2008<br>£ | 2007<br>£ |
|--|-----------|-----------|
| Expected Return on Employer assets     | 183,000   | 167,000   |
| Interest on Pension Scheme Liabilities | (173,000) | (158,000) |
| <b>Net Return</b>                      | 10,000    | 9,000     |

#### Analysis of amount recognised in statement of recognised gains and losses (SRGL)

|   | 2008<br>£ | 2007<br>£ |
|---|-----------|-----------|
| Actual Return Less Expected Return on Pension Scheme Assets                   | (275,000) | (29,000)  |
| Experience Gains and Losses Arising on the Scheme Liabilities                 | 49,000    | (1,000)   |
| Changes in Assumptions Underlying the Present Value of the Scheme Liabilities | 509,000   | (387,000) |
| <b>Actuarial Gain/(Loss) Recognised in SRGL</b>                               | 283,000   | (417,000) |

# YOUTH COUNCIL FOR NORTHERN IRELAND

## NOTES TO THE FINANCIAL STATEMENTS FOR THE YEAR ENDED 31 MARCH 2008

### 6. PENSION COMMITMENT (CONTINUED)

#### Movement in deficit during the year

|  | <b>2008</b> | <b>2007</b> |
|--|-------------|-------------|
|  | <b>£</b>    | <b>£</b>    |
| Deficit in Scheme at Beginning of the Year   | (637,000)   | (200,000)   |
| <u>Movement in Year:</u>                     |             |             |
| Current Service Cost                         | (97,000)    | (88,000)    |
| Employer Contributions                       | 68,000      | 59,000      |
| Contribution in respect of Unfunded Benefits | -           | -           |
| Past Service Costs                           | -           | -           |
| Other Income                                 | -           | -           |
| Other Outgo (eg expenses, etc)               | -           | -           |
| Impact of Settlements and Curtailments       | (6,000)     | -           |
| Net Return on Assets                         | 10,000      | 9,000       |
| Actuarial Gain/(Losses)                      | 283,000     | (417,000)   |
|  | (379,000)   | (637,000)   |

#### Historic experience gains and losses

|  | <b>2008</b> | <b>2007</b> |
|--|-------------|-------------|
|  | <b>£</b>    | <b>£</b>    |
| Difference Between the Expected and Actual Return    |             |             |
| Assets   | (275,000)   | (29,000)    |
| Value of Assets                                      | 2,444,000   | 2,578,000   |
| Percentage of Assets                                 | (11.3%)     | (1.1%)      |
| Experience Gains/(Losses) on Liabilities             | 49,000      | (1,000)     |
| Total Present Value of Liabilities                   | 2,823,000   | 3,214,000   |
| Percentage of the Total Present Value of Liabilities | 1.7%        | (0.0%)      |
| Actuarial Gains/(Losses) Recognised in SRGL          | 283,000     | (417,000)   |
| Total Present Value of Liabilities                   | 2,823,000   | 3,215,000   |
| Percentage of the Total Present Value of Liabilities | 10.0%       | (13.0%)     |

# YOUTH COUNCIL FOR NORTHERN IRELAND

## NOTES TO THE FINANCIAL STATEMENTS FOR THE YEAR ENDED 31 MARCH 2008

### 7. TANGIBLE FIXED ASSETS

|  | Furniture, Fixtures<br>and Fittings<br>£ | Computer<br>Equipment<br>£ | Office<br>Equipment<br>£ | Total<br>£     |
|--|--|----------------------------|--------------------------|----------------|
| <b>VALUATION</b>                         |  |                            |                          |                |
| At 1 April 2007                          | 63,175                                   | 65,638                     | 29,721                   | 158,534        |
| Disposals                                | -  | (13,001)                   | -                        | (13,001)       |
| Revaluation of disposals                 | -  | 1,997                      | -                        | 1,997          |
| Additions                                | 223                                      | 9,292                      | -                        | 9,515          |
| Revaluation Adjustment                   | <u>2,012</u>                             | <u>8,723</u>               | <u>2,305</u>             | <u>13,040</u>  |
| At 31 March 2008                         | <u>65,410</u>                            | <u>72,649</u>              | <u>32,026</u>            | <u>170,085</u> |
| <b>DEPRECIATION</b>                      |  |                            |                          |                |
| At 1 April 2007                          | 44,264                                   | 52,266                     | 25,218                   | 121,748        |
| Disposals                                | -  | (13,001)                   | -                        | (13,001)       |
| Revaluation of depreciation on disposals | -  | 1,997                      | -                        | 1,997          |
| Charge for Year                          | 4,279                                    | 8,814                      | 3,567                    | 16,660         |
| Backlog Depreciation                     | <u>1,408</u>                             | <u>8,643</u>               | <u>1,961</u>             | <u>12,012</u>  |
| At 31 March 2008                         | <u>49,951</u>                            | <u>58,719</u>              | <u>30,746</u>            | <u>139,416</u> |
| <b>NET BOOK VALUE</b>                    |  |                            |                          |                |
| At 31 March 2008                         | 15,459                                   | 13,930                     | 1,280                    | 30,669         |
| At 31 March 2007                         | 18,912                                   | 13,372                     | 4,502                    | 36,786         |

Included above are assets held under finance leases or hire purchase contracts as follows:

|                             | 2008                   |                             | 2007                   |                            |
|-----------------------------|------------------------|-----------------------------|------------------------|----------------------------|
|                             | Net book<br>Value<br>£ | Depreciation<br>Charge<br>£ | Net Book<br>Value<br>£ | Depreciation<br>Value<br>£ |
| <b>Charge</b>               |                        |                             |                        |                            |
| Office Equipment            | -                      | 2,182                       | 2,182                  | 2,182                      |
| Depreciation on revaluation | <u>-</u>               | <u>170</u>                  | <u>-</u>               | <u>-</u>                   |
|                             | <u>-</u>               | <u>2,352</u>                | <u>2,182</u>           | <u>2,182</u>               |

# YOUTH COUNCIL FOR NORTHERN IRELAND

## NOTES TO THE FINANCIAL STATEMENTS FOR THE YEAR ENDED 31 MARCH 2008

|  | <b>2008</b>    | <b>As restated</b> |
|--|----------------|--------------------|
|  | <b>£</b>       | <b>2007</b>        |
|  |                | <b>£</b>           |
| <b>8. OTHER OPERATING CHARGES</b>                                    |                |                    |
| <b>COUNCIL COSTS:</b>  |                |                    |
| Publicity and Printing .....   | 3,147          | 3,340              |
| Lighting and Heating .....   | 3,581          | 3,641              |
| Rent and Service Charges .....                                       | 67,442         | 62,232             |
| Insurance .....  | 4,244          | 4,593              |
| Software and Stationery .....  | 9,106          | 8,736              |
| Telephone and Postage .....  | 9,058          | 10,155             |
| Deficit on revaluation of fixed assets .....                         | -              | 1,901              |
| Travel and Subsistence- Staff .....                                  | 8,186          | 7,387              |
| - Members .....  | 2,493          | 2,702              |
| Meetings/Seminars/Study Tours .....                                  | 13,653         | 14,323             |
| Cleaning/Repairs/Maintenance .....                                   | 6,882          | 6,745              |
| Advertising .....  | 3,625          | 2,385              |
| Photocopying .....   | 2,078          | 1,963              |
| Literature/Subscriptions/Fees .....                                  | 2,635          | 5,314              |
| Accountancy Charges .....  | 8,640          | 9,062              |
| Internal Audit Charges .....   | 1,669          | 2,631              |
| Miscellaneous Expenses .....   | 92             | 317                |
| Staff/Members Training .....   | 5,055          | 8,294              |
| Leasing Charges .....  | <u>171</u>     | <u>374</u>         |
|  | <u>151,757</u> | <u>156,095</u>     |
| <b>TRAINING AND DEVELOPMENT COSTS:</b>                               |                |                    |
| Community Youth Work .....   | 25,000         | 25,000             |
| Supervision of Youth Workers on Placement .....                      | 12,000         | 10,000             |
| In Service Training for RVYO Staff and Full Time Youth Workers ..... | 44,045         | 37,795             |
| RSA/OCN .....  | <u>(6,040)</u> | <u>(791)</u>       |
|  | <u>75,005</u>  | <u>72,004</u>      |
| <b>SECTOR WIDE PROJECTS:</b>   |                |                    |
| Geomapping Project (Note 20) .....                                   | 12,368         | 9,811              |
| Other Projects .....   | 4,621          | 13,936             |
| Eryica Membership Fee .....  | 1,820          | -                  |
| Investing In Youth Work Event .....                                  | 11,935         | -                  |
| Currency Exchange (Gain)/Loss .....                                  | (1,038)        | 1187               |
| Youth Service Liaison Forum .....                                    | 165            | 677                |
| Youth Work Awards .....  | 19,246         | 2,000              |
| International Youth Programme .....                                  | 25,944         | 9,408              |
| R Shared Future .....  | 238            | 5,317              |
| NINFY Consultation .....   | <u>13,191</u>  | <u>-</u>           |
|  | <u>88,490</u>  | <u>42,336</u>      |

# YOUTH COUNCIL FOR NORTHERN IRELAND

## NOTES TO THE FINANCIAL STATEMENTS FOR THE YEAR ENDED 31 MARCH 2008

|   | <b>2008</b>     | <b>As restated</b> |
|---|-----------------|--------------------|
|   | <b>£</b>        | <b>2007</b>        |
|   |                 | <b>£</b>           |
| <b>CONSULTANCY/RESEARCH:</b>  |                 |                    |
| Research and Consultancy .....  | 19,644          | 15,684             |
|   | <u>19,644</u>   | <u>15,684</u>      |
|   | <u>334,896</u>  | <u>286,119</u>     |
| <br><b>9. INTEREST PAYABLE AND SIMILAR CHARGES</b>  |                 |                    |
| Net return on pension finance costs .....   | -               | -                  |
| Notional interest on Capital Employed .....   | (13,515)        | (10,800)           |
|   | <u>(13,515)</u> | <u>(10,800)</u>    |
| <br>To comply with DFP guidance an notional charge for cost of capital is required, calculated at 3.5%.(2007 – 3.5%). |                 |                    |
| <br><b>10. DEBTORS</b>  |                 |                    |
| Amounts falling due within one year   |                 |                    |
| Trade Debtors .....   | 18,941          | 9,474              |
| Prepayments .....   | <u>26,249</u>   | <u>16,499</u>      |
|   | <u>45,190</u>   | <u>25,973</u>      |
| <br><b>11. CREDITORS</b>  |                 |                    |
| Amounts falling due within one year   |                 |                    |
| Creditors .....   | -               | 15,552             |
| Accruals .....  | 430,971         | 245,251            |
| Deferred Income .....   | -               | 3,000              |
| Corporation Tax .....   | 1,062           | 444                |
| Net obligations under finance leasing .....   | -               | 2,380              |
|   | <u>432,033</u>  | <u>266,627</u>     |
| <br><b>12. CREDITORS</b>  |                 |                    |
| Net obligation under finance leases due in 2-5 years  | <u>-</u>        | <u>-</u>           |
| <br><b>13. DEFERRED GOVERNMENT GRANTS</b>   |                 |                    |
| <b>Gross Value of Deferred Grants</b>   |                 |                    |
| At 1 April 2007 .....   | -               | 166,176            |
| Prior year adjustment – transfer of capital grant-in-aid to reserves .....  | -               | (166,176)          |
| At 31 March 2008 .....  | <u>-</u>        | <u>-</u>           |

# YOUTH COUNCIL FOR NORTHERN IRELAND

## NOTES TO THE FINANCIAL STATEMENTS FOR THE YEAR ENDED 31 MARCH 2008

|  | <b>2008</b> | <b>As restated</b> |
|--|-------------|--------------------|
|  | <b>£</b>    | <b>2007</b>        |
|  |             | <b>£</b>           |
| <b>Accumulated Transfer to Revenue</b>                                     |             |                    |
| At 1 April 2007 .....  | -           | 119,492            |
| Prior year adjustment – transfer of capital grant-in-aid to reserves ..... | -           | (119,492)          |
| At 31 March 2007 .....   | -           | -                  |
| Net Value at 31 March 2008 .....   | <u>-</u>    | <u>-</u>           |

### 14. INCOME AND EXPENDITURE RESERVE

|  |                    |                    |
|--|--------------------|--------------------|
| At 1 April 2007 .....  | (522,955)          | (139,931)          |
| Prior year adjustment – transfer of capital grant-in-aid to reserves ..... | -                  | 46,684             |
|  | <u>(522,955)</u>   | <u>(93,247)</u>    |
| Financing – Department of Education (Note 2) .....                         | 4,118,500          | 3,885,000          |
| Actuarial gain in the pension fund (Note 6) .....                          | 283,000            | (417,000)          |
| Net operating cost for the year .....                                      | <u>(4,126,996)</u> | <u>(3,897,708)</u> |
| At 31 March 2008 .....   | <u>(248,451)</u>   | <u>(522,955)</u>   |

The position as at 31 March 2008 is made up as follows:

|   |                  |                  |
|---|------------------|------------------|
| Capital grant-in-aid .....                  | 30,307           | 38,348           |
| Miscellaneous income .....                  | 9,140            | 13,058           |
| JEDI Project .....                          | 29,959           | 35,751           |
| R Shared Future Project .....               | -                | 683              |
| Int Youth Programme – Youth in Action ..... | 10,116           | -                |
| British Council .....                       | 27,000           | 15,000           |
| Young Roots .....                           | 24,027           | 11,205           |
| Pension Liability .....                     | <u>(379,000)</u> | <u>(637,000)</u> |
|   | <u>(248,451)</u> | <u>(522,955)</u> |

### 15. REVALUATION RESERVE

|  |                 |                |
|--|-----------------|----------------|
| Balance at 1 April 2007 .....            | (968)           | -              |
| Uplift in cost of fixed assets .....     | 13,040          | 519            |
| Uplift in accumulated depreciation ..... | <u>(12,012)</u> | <u>(1,487)</u> |
| Balance at 31 March 2008 .....           | <u>60</u>       | <u>(968)</u>   |

# YOUTH COUNCIL FOR NORTHERN IRELAND

## NOTES TO THE FINANCIAL STATEMENTS FOR THE YEAR ENDED 31 MARCH 2008

### 16. RELATED PARTY TRANSACTIONS

The Youth Council for Northern Ireland (YCNI) is a Non-Departmental Public Body (NDPB) sponsored by the Department of Education (DE).

DE is regarded as a related party. During the year, YCNI had a number of material transactions with the Department. In addition, YCNI had a small number of material transactions with other Government Departments and other central government bodies. Most of these transactions have been with the Education & Library Boards and the British Council.

The following Council members held position within the named organisations but were not involved in funding decisions.

| COUNCIL MEMBER     | ORGANISATION  | POSITION HELD                        | GRANT AWARD         |
|--------------------|---|--------------------------------------|---------------------|
| Derek Capper       | NI Scout Council                                    | VP Belfast County Scout Council      | £68,645             |
| Anne Marie McClure | Contact Youth                                       |                                      | £54,842             |
| Brian McKee        | YouthLink<br>Cathog                                 | Director - (Youthcom)<br>Chairperson | £164,583<br>£22,000 |
| David Spence       | Duke of Edinburgh<br>Young Farmers' Clubs of Ulster |                                      | £34,937<br>£81,950  |
| Máire Young        | VSB   | Management Committee                 | £38,050             |

### 17. RECONCILIATION OF MOVEMENT IN FUNDS

|  | 2008<br>£        | As restated<br>2007<br>£ |
|--|------------------|--------------------------|
| Deficit for the year .....                             | (4,121,540)      | (3,893,988)              |
| Surplus/(Deficit) on revaluation of fixed assets ..... | 1,028            | (968)                    |
| Financing – Department of Education .....              | 4,118,500        | 3,885,000                |
| Actuarial gain on the pension scheme .....             | 283,000          | (417,000)                |
| Reversing credit in respect of notional costs .....    | <u>(5,456)</u>   | <u>(3,720)</u>           |
| Net movement .....                                     | 275,532          | (430,676)                |
| Funds at 1 April 2007 .....                            | <u>(523,923)</u> | <u>(93,247)</u>          |
| Funds at 31 March 2008 .....                           | <u>(248,391)</u> | <u>(523,923)</u>         |

### 18. CRYSSS

In addition to the expenditure of £94,979 in respect of grants, the following additional costs were also incurred in respect of CRYSSS.

|   |               |
|---|---------------|
| Salaries .....                                      | £<br>31,349   |
| Contribution to Salary – JEDI Project Officer ..... | 11,000        |
|   | <u>42,349</u> |

# YOUTH COUNCIL FOR NORTHERN IRELAND

## NOTES TO THE FINANCIAL STATEMENTS FOR THE YEAR ENDED 31 MARCH 2008

### 19. JEDI

In addition to the expenditure of £5,792 the following additional costs were also incurred in respect of JEDI.

|                |         |
|----------------|---------|
| Salaries ..... | £32,232 |
|----------------|---------|

### 20. GEOMAPPING

In addition to the expenditure of £12,368 the following additional costs were also incurred in respect of Geomapping.

|                |         |
|----------------|---------|
| Salaries ..... | £40,000 |
|----------------|---------|

### 21. HERITAGE LOTTERY FUND – YOUNG ROOTS

Income was received in respect of the following:

|                      |               |
|----------------------|---------------|
|                      | £             |
| Salaries .....       | 11,072        |
| Management Fee ..... | 1,750         |
| Expenses .....       | <u>447</u>    |
|                      | <u>13,269</u> |

### 22. KEY PERFORMANCE TARGETS

- Working Group initiated on behalf of the DE to develop models for a NI Network for Youth.
- Presentations made to Assembly Education Committee on youth service funding and location of youth service within ESA.
- JEDI initiative showcased as part of UK's contribution to the Council of Europe's All Different, All Equal campaign.
- Substantive contribution made to new National Occupational Standards for Youth Work.
- Second phase of Peace 2 funding for the NcompasS project extended in co-operation with partner agencies: Leargas and British Council.
- Extensive consultation process on draft Funding Policy carried out with wide range of stakeholders.

# YOUTH COUNCIL FOR NORTHERN IRELAND

## NOTES TO THE FINANCIAL STATEMENTS FOR THE YEAR ENDED 31 MARCH 2008

### 23. FINANCIAL COMMITMENTS

Operating lease payments, in respect of land and buildings, payable within one year of the balance sheet date were in respect of leases expiring:

|                                  | 2008<br>£ | 2007<br>£ |
|----------------------------------|-----------|-----------|
| Within one year .....            | -         | -         |
| Between one and five years ..... | 41,250    | 41,250    |
| After five years .....           | -         | -         |

### 24. PRIOR YEAR ADJUSTMENT – GRANT-IN-AID

A prior year adjustment has arisen as a result of a change in the FReM 2007-08 in relation to the treatment of grant-in-aid. The FReM now requires all non-departmental public bodies to treat grants and grants in aid received for revenue purposes as contributions from controlling parties giving rise to a financial interest in the residual interest of the body, and therefore should account for them as financing by crediting them to the Income and Expenditure Reserve Account. Capital funds had previously been treated as grant, which was held in a grant reserve and released to the Operating Cost Statement over the expected useful life of the asset.

This adjustment has resulted in a prior year adjustment to the general reserve as follows:

|  | £                |
|--|------------------|
| Balance as at 31 March 2007                            |                  |
| Gross deferred grant .....                             | 166,176          |
| Accumulated transfer to revenue .....                  | <u>(119,492)</u> |
| Net transfer to Income and Expenditure Reserve Account | <u>46,684</u>    |

# YOUTH COUNCIL FOR NORTHERN IRELAND


## ACCOUNTS DIRECTION GIVEN BY THE DEPARTMENT OF EDUCATION, WITH THE APPROVAL OF THE DEPARTMENT OF FINANCE AND PERSONNEL, IN ACCORDANCE WITH ARTICLE 6 OF THE YOUTH SERVICE (NI) ORDER 1989

1. This direction applies to the Youth Council for Northern Ireland.
2. The Youth Council for Northern Ireland shall prepare accounts for the financial year ended 31 March 2008 and subsequent financial years in compliance with the accounting principles and disclosure requirements of the edition of the Government Financial Reporting Manual ("the FReM") issued by the Department of Finance and Personnel (DFP) which is in force for the financial year for which the accounts are being prepared.
3. The accounts shall be prepared so as to:
  - a. give a true and fair view of the state of affairs at 31 March 2008 and subsequent financial year-ends, and of the income and expenditure, total recognised gains and losses and cashflows for the financial year then ended; and
  - b. provide disclosure of any material expenditure or income that has not been applied to the purposes intended by the Assembly/Parliament or material transactions that have not conformed to the authorities which govern them; and
  - c. provide for any specific disclosures required by the Department.
4. Compliance with the requirements of FReM will, in all but exceptional circumstances, be necessary for the accounts to give a true and fair view. If, in those exceptional circumstances, compliance with the requirements of the FReM is inconsistent with the requirement to give a true and fair view, the requirements of the FReM should be departed from only to the extent necessary to give a true and fair view. In such cases, informed and unbiased judgement should be used to devise an appropriate alternative treatment which should be consistent with both the economic characteristics of the circumstances concerned and the spirit of the FReM. Any material departure from the FReM should be discussed with the Department, in conjunction with DFP.
5. This direction supersedes previous directions.

### **Date of Submission**

The draft Accounts shall be submitted to the Department and the Northern Ireland Audit Office on a date to be advised by the Department.

Signed by authority of the Department of Education.



**Cathy Galway**

**Dated: 23 June 2008**

# YOUTH COUNCIL FOR NORTHERN IRELAND

## SCHEDULE 1

### ***APPLICATION OF THE ACCOUNTING AND DISCLOSURE REQUIREMENTS OF THE COMPANIES (NORTHERN IRELAND) ORDER AND ACCOUNTING STANDARDS***

#### **Companies (Northern Ireland) Order**

The disclosure exemptions permitted by the Companies (Northern Ireland) Order shall not apply to the Youth Council for Northern Ireland unless specifically approved by DFP.

1. The Companies (Northern Ireland) Order requires certain information to be disclosed in the Chief Executive's Report. To the extent that it is appropriate, the information relating to the Youth Council for Northern Ireland shall be contained in the foreword.
2. When preparing its Operating Cost Statement, the Youth Council for Northern Ireland shall have regard to the profit and loss account format 2 prescribed in Schedule 4 to the Companies (Northern Ireland) Order.
3. When preparing its balance sheet, the Youth Council for Northern Ireland shall have regard to the balance sheet format 1 prescribed in Schedule 4 to the Companies (Northern Ireland) Order. The balance sheet totals shall be struck at "Total assets less current liabilities".
4. The Youth Council for Northern Ireland is not required to provide the additional information required by paragraph 33(3) of Schedule 4 to the Companies (Northern Ireland) Order.
5. The foreword and balance sheet shall be signed by the Accounting Officer and dated.

#### **Accounting Standards**

6. The Youth Council for Northern Ireland is not required to include a note showing historical cost profits and losses as described in FRS 3.

# YOUTH COUNCIL FOR NORTHERN IRELAND

## SCHEDULE 2

### *ADDITIONAL DISCLOSURE REQUIREMENTS*

1. The foreword shall, inter alia:
  - a. state that the accounts have been prepared in a form directed by the Department with the consent of DFP in accordance with the Youth Service (Northern Ireland) Order 1989;
  - b. include a brief history of the Youth Council for Northern Ireland and its statutory background;
  - c. be submitted, in draft, to the Department for approval.
2. The notes to the accounts shall include details of the key corporate financial targets set by the Department together with the performance achieved.









Published by TSO (The Stationery Office) and available from:

**Online**

[www.tsoshop.co.uk](http://www.tsoshop.co.uk)

**Mail, Telephone, Fax & E-mail**

TSO

PO Box 29, Norwich NR3 1GN

Telephone orders/General enquiries: 0870 600 5522

Fax orders: 0870 600 5533

E-mail [customer.services@tso.co.uk](mailto:customer.services@tso.co.uk)

Textphone: 0870 240 3701

**TSO Shops**

16 Arthur Street, Belfast BT1 4GD


028 9023 8451 Fax 028 9023 5401

71 Lothian Road, Edinburgh EH3 9AZ

0870 606 5566 Fax 0870 606 5588

**TSO@Blackwell and other Accredited Agents**

ISBN 978-0-337-09151-3



9 780337 091513